

Cowboy Action Shooting®

Stages & Scenarios

12 May 2013



Mothers of the Gunfighters!

A shootist's best role model is his mother...

The Ten CAS Commandments

1. Thou shalt not allow thy muzzle to point at any person! Thou shalt keep thy muzzle pointed downrange when drawing or holstering from a Cross-Draw holster. Thou shalt not sweep thy neighbor, nor thy neighbor's wife, nor thy neighbor's ass (nor any other portion of his anatomy!) Safety! First, Last, and Always.
2. Thou shalt abide by all SASS Safety Rules, and thou shalt have FUN!
3. Protect thine eyes and ears at all times. Spectators shall do the same.
4. Except when shooting, loading, or unloading, thou shalt keep thy pistols holstered.
5. Thou shalt not close the action of thy rifle until thou loadest it at the Load Station. Thou shalt open thy rifle's action immediately after completing the rifle portion of the stage. Thou shalt not close thy shotgun except while holding it in thy hands at the firing line.
6. Suffer not thy gun to fall upon the ground, for a dropped gun is "Dead". A loaded dropped gun is dead, and shall not rise again this day. Only the Range Officer may retrieve or pick up a dropped gun.
NOTE: An empty long gun carefully staged against a barricade, wall, or other prop that subsequently slips and falls shall not result in any penalty.
7. There is no Rule #7.
8. Suffer not thine ammunition to fall upon the ground. Dropped ammo is "Dead", and may only be retrieved by the brass pickers, after the shooter has completed the stage. It's a wise person who carries extra ammo on their person in case of a dropped round.
9. Be not a slacker! Thou shalt keep the stage moving, and do thy part to help score, count misses, load, unload, and police the brass of thy brother and sister shooters.
10. Upon completion of the stage, thou shalt immediately gather thine arms and proceed to the unloading station. A brother or sister shooter will pick up thy brass.

Today's Match

STAGES		GUNS				AMMO		
		1 st PISTOL	2 nd PISTOL	RIFLE	SHOTGUN	PISTOL	RIFLE	SHOTGUN
1	"Wild Barb Hickok"	X	X	X	X	10	10	4+
2	"Jessica James"	X	X	X	X	10	10	2+
3	"Bonnie the Mom"	X	X	X	X	10	10	2+
4	"Wynona Earp"	X	X	X	X	10	10	4+
5	"Jane Wilma Harding"	X	X	X	X	10	10	2+
6	"Lucy Short"	X	X	X	X	10	10	2+
Totals Required →						60	60	16+

Country Pond Fish & Game Club CAS Conventions

UNLESS OTHERWISE SPECIFIED IN THE STAGE DESCRIPTION:

The shooter will start each stage with two holstered revolvers loaded with five rounds each, hammers down on empty chambers. Revolvers shall be reholstered after the shooting string.

All staged guns shall be staged and restaged safely. That's it. How you stage 'em is up to you as long as they're safe. If it falls after you stage it, and it's not a prop failure, tough, that's a DQ. Be more careful next time.

Shotguns are always staged open and empty. However many rifle rounds the stage instructions call for, rifles are never staged with a round in the chamber.

If no starting position is given, the shooter may stand any way they damn well please. Our way probably ain't your way, but that doesn't make either way wrong. You can start crouched down, standing upright, slouched over, hands on guns, hand on ammo, finger up your nose... whatever.

Cowboy Port Arms is defined as standing upright with the butt of the gun at or below the waist of the shooter, the muzzle - pointed downrange - at or above the shoulder, and the gun held with one hand on the wrist of the gunstock and one hand on the forearm area of the gun. A break-open shotgun will be considered held at Cowboy Port Arms with the action open, providing the above conditions would be met if the action were closed.

Relaxed Ready is defined as standing upright with the rifle or shotgun held in both hands, no higher than the navel, level and pointed downrange. A break-open shotgun will be considered held at Relaxed Ready with the action open, providing the above conditions would be met if the action were closed.

Low Ready with a rifle or shotgun is defined as standing upright with the butt of the gun mounted on the shoulder and the muzzle at or below the waist, pointed downrange.

Low Ready with a handgun is defined as standing upright with the pistol held in one or both hands and the muzzle at or below the waist, pointed downrange.

All knockdown targets must go down to count and all knockdown targets may be reengaged in any order until down, whether they're shotgun, rifle, pistol, slingshot, bow & arrow, water balloon, or spitball targets.

SPOTTERS: keep in mind that the shooter always gets the benefit of any doubt. If you know the shot is a hit, count it as a hit. If you know the shot is a miss, count it as a miss. If you think the shot is a hit, count it as a hit. **If you think it's a miss, count it as a HIT.** Being 99% sure is not the same as knowing.

Stage 1

"Wild Barb Hickok"

by Wild Bill Blackerby

Scenario

With her flowing long blonde curls and twin Navy Colts, Wild Barb had quite the reputation as a man killer.

She was the first female law hired in Abilene, a sleepy town that woke up when the cattle drovers came to town. Since most of the men were really just kids, Barb was able to keep them under control by reminding them of their mothers back home.

Tonight was different, a group of motherless sons of bitches rode in to have themselves a hoorah. Standing in the center of town, Wild Barb was aiming to keep them tame by aiming at their hearts with her scattergun.

Ammo

10 pistol, 10 rifle, 4+ shotgun

Starting Position

Standing behind fence with two safely holstered pistols, holding shotgun in both hands

Rifle safely staged on fence

Procedure

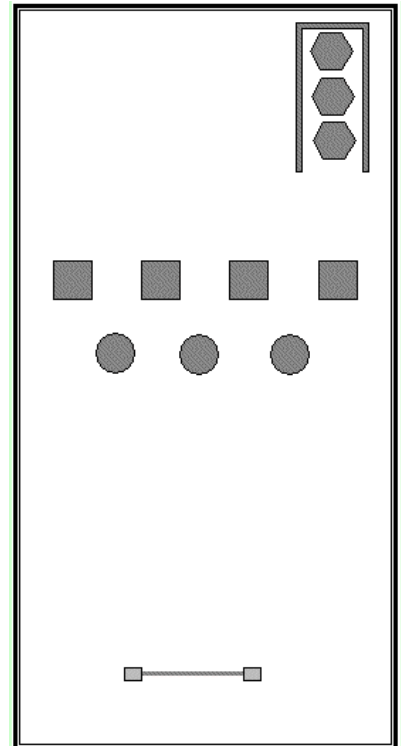
When ready, say: *"You varmints wouldn't harm a poor ol' lady would you?"*

At the buzzer, engage shotgun targets in any order.

Make rifle safe and engage rifle targets in an Idaho Sweep from either end twice.

(1-3-1-2-3 or 3-1-3-2-1)

Make rifle safe and engage pistol targets in an Idaho Sweep from either end with each pistol.



Stage 2

"Jessica James"

by Wild Bill Blackerby

Scenario

It wasn't easy raising a family of boys after the Uncivil War ended, especially in war torn Missouri.

But Jessica was bound and determined to provide for her boys after her husband passed on. Banks weren't interested in helping out a poor widder lady so she figured she'd help herself out.

With help from her cousin Colleen Younger and sister Francine, Jessica rode into a Kansas town and held up the bank - claiming it was for the "Widow's Fund".

But the law didn't see it that way, so they chased her gang thru the hills. Now the ladies must shoot it out if they're going to get home in time to make supper for their boys.

What a mother won't do for family!

Ammo

10 pistol, 10 rifle, 2+ shotgun

Starting Position

Standing behind either table with two safely holstered pistols, holding rifle in both hands

Shotgun safely staged on other table

Procedure

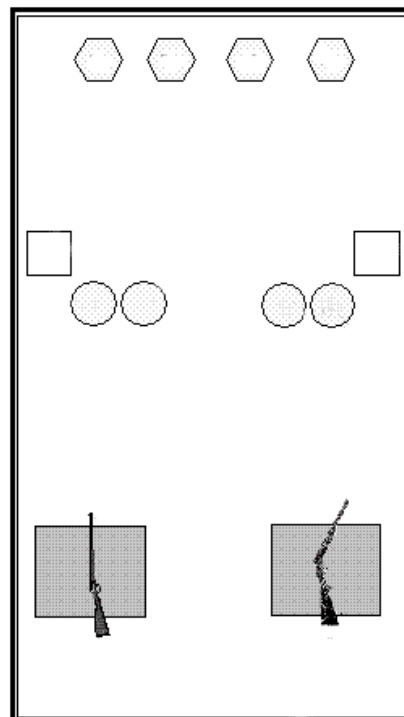
When ready, say *"Hope this won't take long, I've got cookin' to do boys!"*

At the buzzer, engage rifle targets in a Missouri Hillbilly Sweep from either end.

(1-1-2-3-4-4-3-2-1-1 or 4-4-3-2-1-1-2-3-4-4)

Make rifle safe and engage shotgun targets in any order.

Make shotgun safe and engage pistol targets in a Missouri Hillbilly Sweep.



Stage 3

"Bonnie the Mom"

by Wild Bill Blackerby

Scenario

All Bonnie wanted to do was move from New York to New Mexico so her boy would have a nice life growing up in the fresh air.

She found a nice ranch to move into, the owner took care of her and her son by giving them jobs and all they needed to live. But the bushwhackers that owned a rival ranch decided they wanted all of the land and water so they ambushed the nice owner and now expect Bonnie and son Billy to leave.

You ain't leaving. Instead, you arm yourself and your Kid and the two of you will defend not only your home but your livelihood. Outnumbered and outgunned, you're gonna make 'em famous!

Ammo

10 pistol, 10 rifle, 2+ shotgun

Starting Position

Standing behind table, hands on two safely holstered pistols

Rifle and shotgun safely staged on table

Procedure

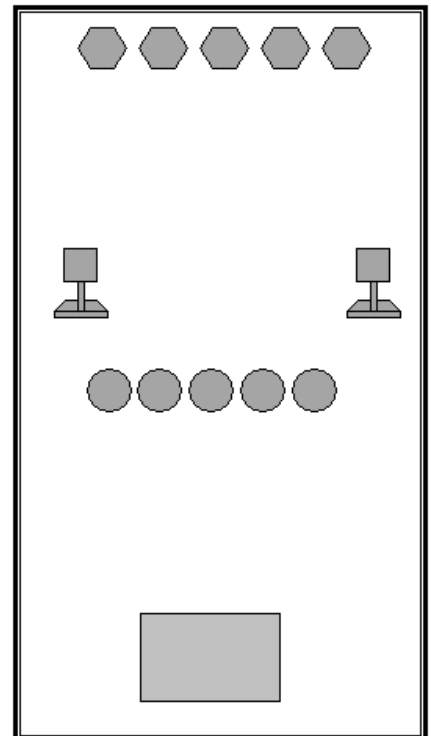
When ready, yell: *"Reap the whirlwind boys!"*

At the buzzer, engage rifle targets in a Desperado Sweep from either end.

(1-2-2-3-3-3-3-4-4-5 or 5-4-4-3-3-3-3-2-2-1)

Make rifle safe and engage shotgun targets in any order.

Make shotgun safe and engage pistol targets in a Desperado Sweep from either end.



Stage 4

"Wynona Earp"

by Wild Bill Blackerby

Scenario

After finding life dull in Illinois, Wynona decides to pack up her army of sons and move out West to find their fortune.

After a stint in the midwest they come into a small but growing mining town in Arizona. Wynona establishes herself at the local saloon dealing Faro to the Cowboys. One night, Ike, the slimy leader of the group, tries a move on you and gets a good rap in the mouth.

"No one puts their hands on a Cowboy" he cries and leaves, later waiting for you down at the local corral. You don't want this but he's called down the thunder.

Time to jerk that pistol and go to work!

Ammo

10 pistol, 10 rifle, 4+ shotgun

Starting Position

Standing behind fence with two safely holstered pistols, holding shotgun in both hands

Rifle safely staged on fence


Procedure

When ready, say: *"I see a red sash I kill the man wearin' it!"*

At the buzzer, engage shotgun targets in any order.

Make shotgun safe and engage rifle targets in an Indiana Sweep twice.
(2-2-1-2-3)

Make rifle safe and engage pistol targets in an Indiana Sweep with each pistol.



Stage 5

"Jane Wilma Harding"

by Wild Bill Blackerby

Scenario

Texas is a nasty, hard place to bring up a boy but Jane was willing to try it out.

And try she does, taking a job cooking for the local cattle crew on their ranch. Sometimes they would get a little rough, but she could handle herself with a gun or a knife. Good thing there was plenty of boys looking for work, because she was thinning out the herd pretty well.

Seems the law's decided she's killed enough, so a posse chases her from of the ranch into Kansas. Just over the border, she decides it's time to stop running and make a stand.

As she loads her guns, she hopes her boy John will grow up to be a fine law-abiding young man, maybe even becoming a lawyer!

Ammo

10 pistol, 10 rifle, 2+ shotgun

Starting Position

Standing between tables with two safely holstered pistols

Rifle safely staged on either table

Shotgun safely staged on opposite table

Procedure

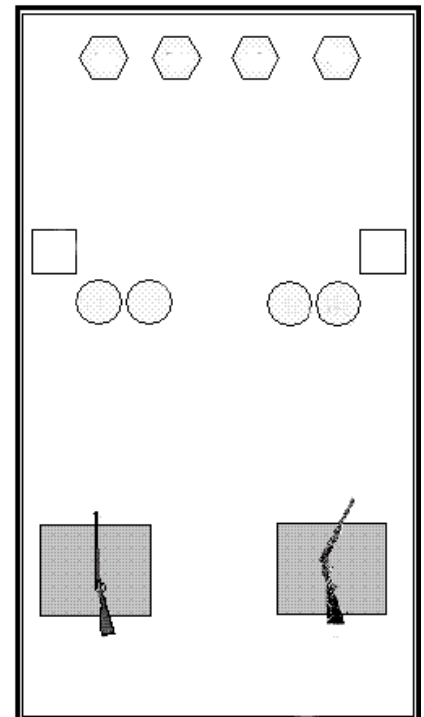
When ready, say *"I never killed anyone that didn't need killin'!"*

At the buzzer, engage pistol targets in a Palindrome Sweep from either end.

(1-1-1-2-2-3-3-4-4-4 or 4-4-4-3-3-2-2-1-1-1)

Make pistols safe and engage rifle targets in a Palindrome Sweep.

Make rifle safe and engage shotgun targets in any order.



Stage 6

"Lucy Short"

by Wild Bill Blackerby

Scenario

Poor Lucy, all she wanted to do was own a nice establishment and live her life in peace with her son Luke.

Moving from town to town, running Faro games and saving up her money, she finally settles in Fort Worth, Texas and buys a saloon. Finally, things are going her way and she settles in.

But the former Marshal stops by and tells her for protection she needs to pay him a weekly fee. Lucy says she can take care of herself but he says it doesn't work that way.

Later that night on the street he comes up with intent to collect. He's expecting gold but Lucy is going to give him lead instead!

Ammo

10 pistol, 10 rifle, 2+ shotgun

Starting Position

Standing behind table, with two safely holstered pistols, holding shotgun in both hands

Rifle safely staged on table

Procedure

When ready, say: *"Maybe you need protecting!"*

At the buzzer, engage shotgun targets in any order.

Make shotgun safe and engage rifle targets in a Double Tap Sweep from either end.

(1-1-2-2-3-3-4-4-5-5 or 5-5-4-4-3-3-2-2-1-1)

Make rifle safe and engage pistol targets in a Double Tap Sweep from either end.

